



"CORTESE" CARDIGAN

SOFFIO PLUS yarn

YARN

ADRIAFIL YARNS

MATERIALS REQUIRED

- 550 gr. **Soffio Plus** yarn in colour no. 55
- knitting needles no. 31/2 and 41/2
- tapestry needle

SIZE: 40 (42-44)

PATTERN STITCHES

Elastic rib (beg.)

k2/p2 rib st.

Knit stitch

CAMPIONI

10x10 cm. worked with knitting needles no. 41/2 in knit st. = 19 sts. and 26 rows.

10x10 cm. worked with knitting needles no. 41/2 in k2/p2 rib st. = 33 sts. and 30 rows.

WORKING INSTRUCTIONS

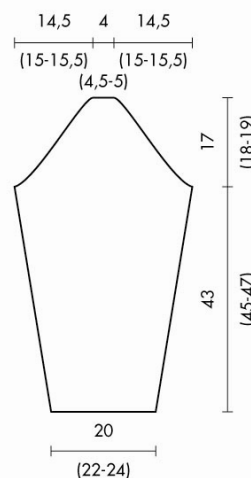
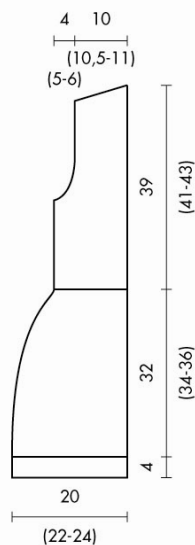
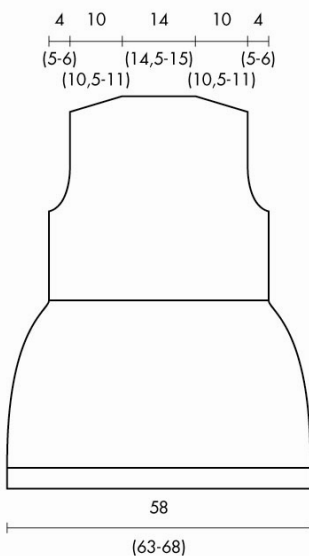
Back: with knitting needles no. 31/2 cast on 146 (156-166) sts. and, for the border, work 4 rows in elastic rib, then cont. in k2/p2 rib st. When work measures 4 cm. cont. with knitting needles no. 41/2 in knit st. decreasing 36 sts. spaced evenly over row 1. At the ends decr. 1 st. after 20 rows., then 1 st. every 10 rows 3 times. When work measures 32 (34-36) cm. from the border cont. in k2/p2 rib st. increasing 36 sts. spaced evenly over row 1. After 17 (18-19) cm., to shape the armholes cross off at the ends, every 2 rows, 5 (7-9) sts., 3 sts., 2 sts., 1 st. 4 times. When work measures 19 (20-21) cm. from beg. of armholes, to slant the shoulders cross off at the ends, every 2 rows, 7 sts. twice, 6 sts. 3 times (for size 42 cross off 7 sts. 4 times, 6 sts. - for size 44 cross off 8 sts., 7 sts. 4 times). Cross off the 46 (48-50) rem. sts.

Right front: with knitting needles no. 31/2 cast on 50 (54-58) sts. and work the border in same way as back. When work measures 6 cm. cont. with knitting needles no. 41/2 in knit st. decreasing 12 sts. spaced evenly over row 1. On left of work decr. 1 st. after 20 rows., then 1 st. every 10 rows 3 times. When work measures 32 (34-36) from the border cont. in k2/p2 rib st. increasing 12 sts. spaced evenly over row 1. After 17 (18-19) cm. shape the armhole and, when work measures 19 (20-21) cm. from beg., shape the shoulder, on left of work, in same way as back.

Left front: work to match the right front.

Sleeves: with knitting needles no. 41/2 cast on 66 (72-80) sts., work 2 rows in elastic rib, then cont. in k2/p2 rib st. . At the ends incr. 1 st. every 6 rows 21 times. When work measures 43 (45-47) cm., to shape the armholes decr. at ends, inside 1 st., 2 sts. every 2 rows 24 (25-26) times. When work measures 17 (18-19) cm. from beg. of armholes cross off the 12 (14-18) rem. sts.

Border and collar: with knitting needles no. 41/2 cast on 66 sts. and work in knit st. for 165 (175-185) cm. Cross off the sts.



MAKE UP AND FINISH

Sew up the shoulders. Sew up the border and the collar along the front buttonhole sides and along the back neckline. Fold, on right side of work, the bottom section of the border of each front fitting the bottom edge of the border to the side seam of the same (this forms a triangle that acts as pocket); tack the edge on the seam. Sew up the sides. Bind off and join the sleeves.